

T-SPeC[®]
T7·T14

Taking complications out
of suprapubic cystostomy.

SWAN VALLEY MEDICAL
INCORPORATED



301 Eagle Bend Drive
Bigfork, MT 59911
(406) 837-1500
swanvalleymedical.com

Quick Reference Guide

Blade Advancement Locking Wheel:  = Lock  = Unlock



CONSULT IFU


NOTE: Procedure steps shown here are the same for male and female and large abdomen patients (Refer to Model Selection Chart for determining which model, T7 or T14 to use for the patient abdominal size).

WARNING: Refer to T-SPeC[®] Instructions For Use (IFU) for complete procedure documentation AND contraindications of use. Serious injury to the user and/or patient may result from failure to follow the IFU.

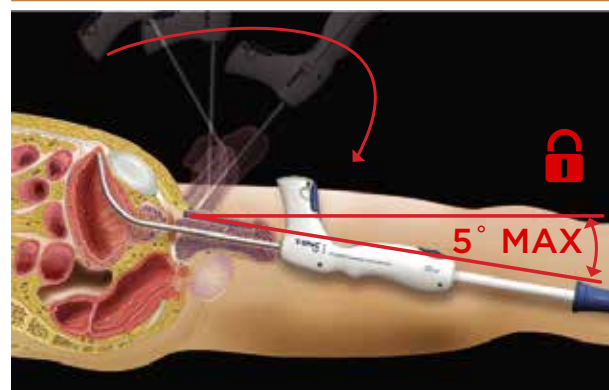
APPLY MINIMAL UPWARD FORCE TO SOUND & MINIMAL DOWNWARD FORCE TO REAR HANDLE AT ALL TIMES DURING THE T-SPeC[®] PROCEDURE.

STEP 1: PRE-PROCEDURE ASSEMBLY

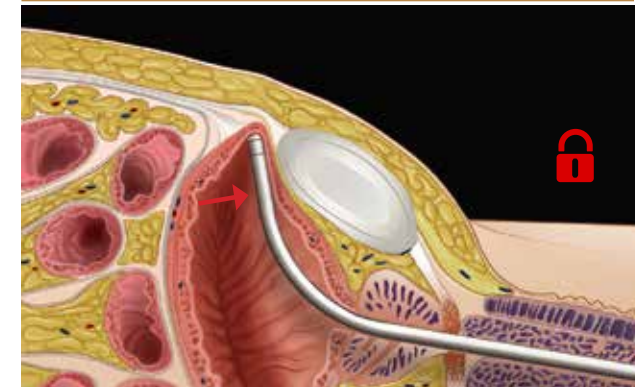
DO NOT REMOVE COVER UNTIL MAKING CUT!



STEP 2.1: PLACE SOUND IN URETHRA AND BLADDER THEN LOWER HANDLE NO MORE THAN 5°

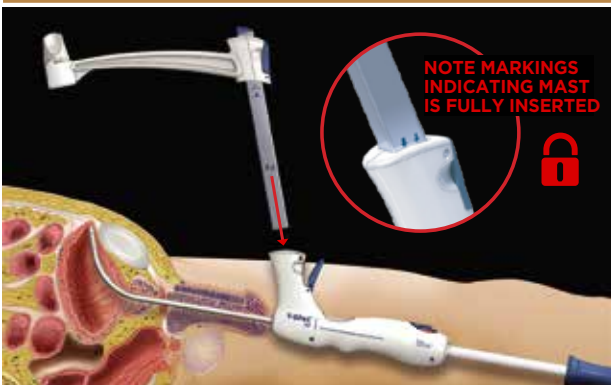


STEP 2.2: PULL BACK AGAINST PUBIC BONE APPLY MINIMAL UPWARD FORCE AT ALL TIMES!

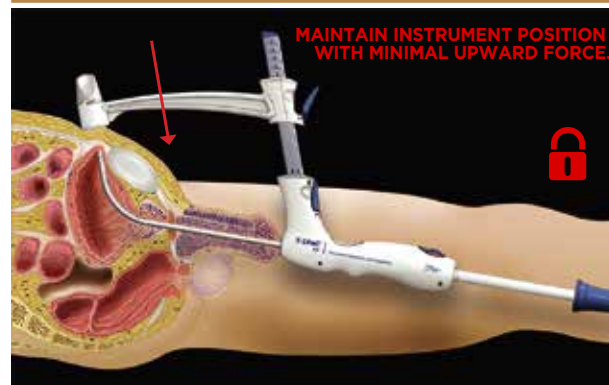


STEP 3: INSERT POSITIONING ARM INTO HANDLE

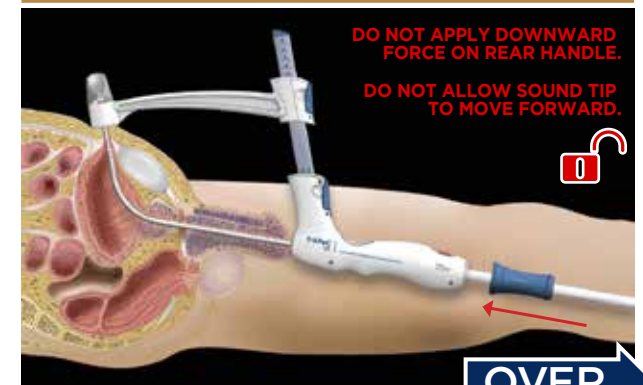
CONFIRM MAST IS FULLY SEATED & LOCKED!



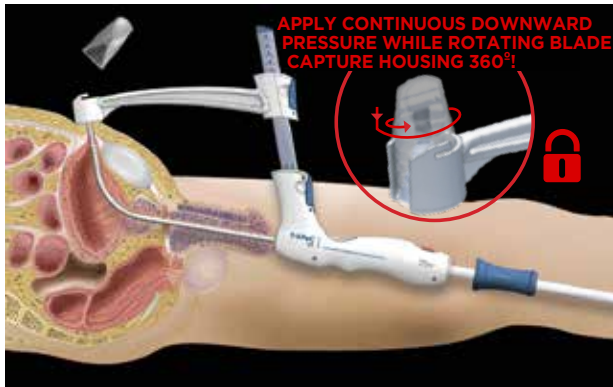
STEP 4: ADJUST POSITIONING ARM APPLY MINIMAL DOWNWARD PRESSURE!



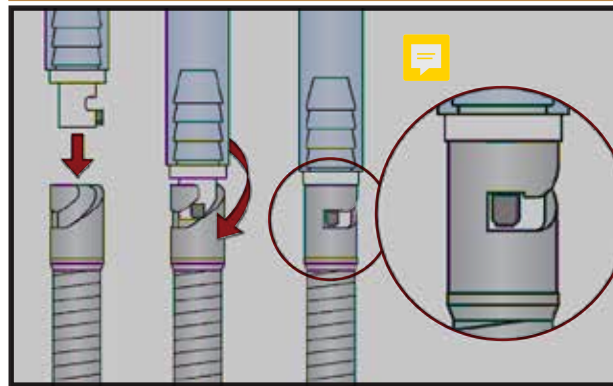
STEP 5: UNLOCK BLADE - ADVANCE REAR HANDLE KEEP HANDS CLEAR OF SURGICAL FIELD!



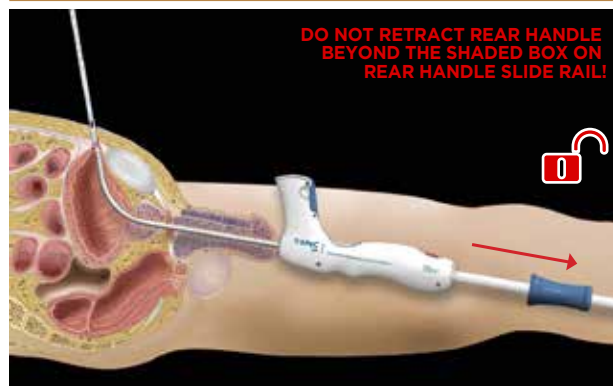
STEP 6:
PUSH DOWN ON CAPTURE HOUSING WHILE TWISTING CAP 360° - REMOVE SURGICAL BLADE



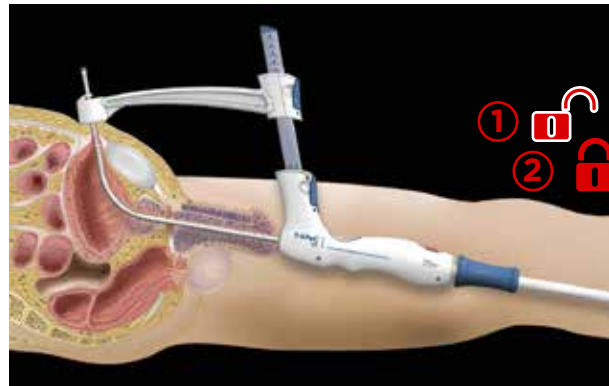
VISUALLY CONFIRM, FEEL FOR A "CLICK" WHEN CATHETER TAB IS FULLY SEATED IN SLOT. TUG GENTLY TO ENSURE THE CONNECTION.



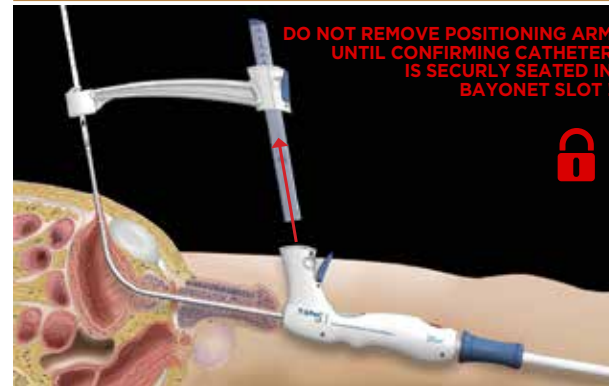
STEP 9.2:
RETRACT REAR HANDLE STOP HANDLE AT SHADED BOX AREA ON RAIL.



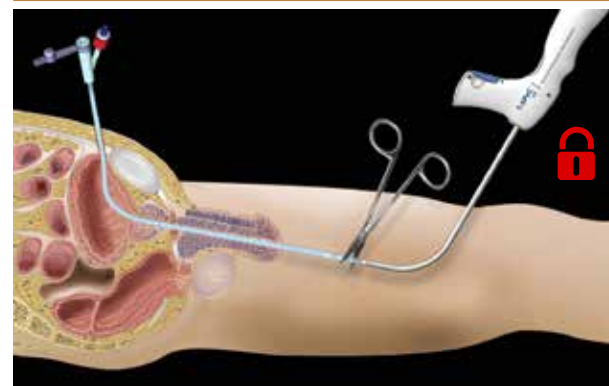
STEP 7:
(1) FULLY EXTEND COIL THEN (2) LOCK WHEEL



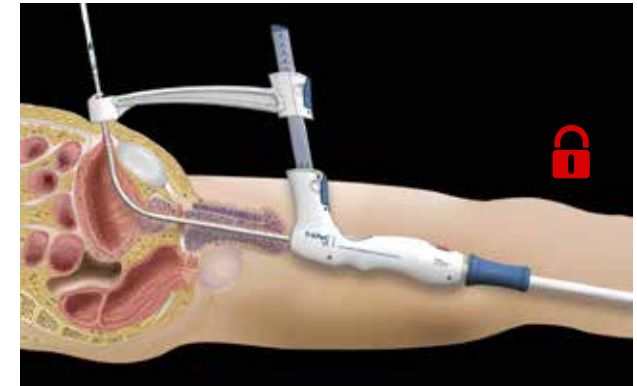
STEP 8.2:
REMOVE POSITIONING ARM ASSEMBLY



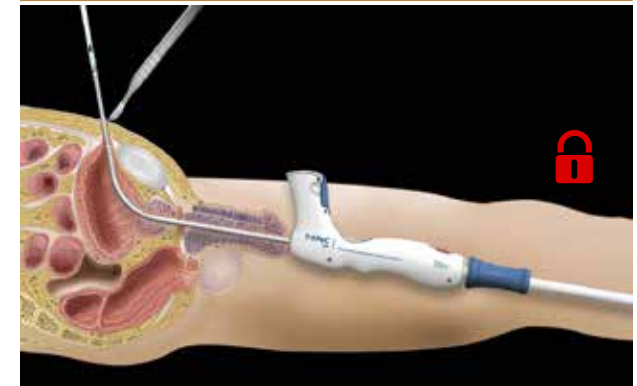
STEP 10.1:
PULL CATHETER OUT AND CUT OFF TIP



STEP 8.1:
ATTACH CATHETER TO COIL



STEP 9.1:
CUT SKIN WITH SCALPEL (1 to 2 mm)



STEP 10.2:
FOLLOW CATHETER INTO BLADDER WITH CYSTOSCOPE THEN INFLATE BALLOON

